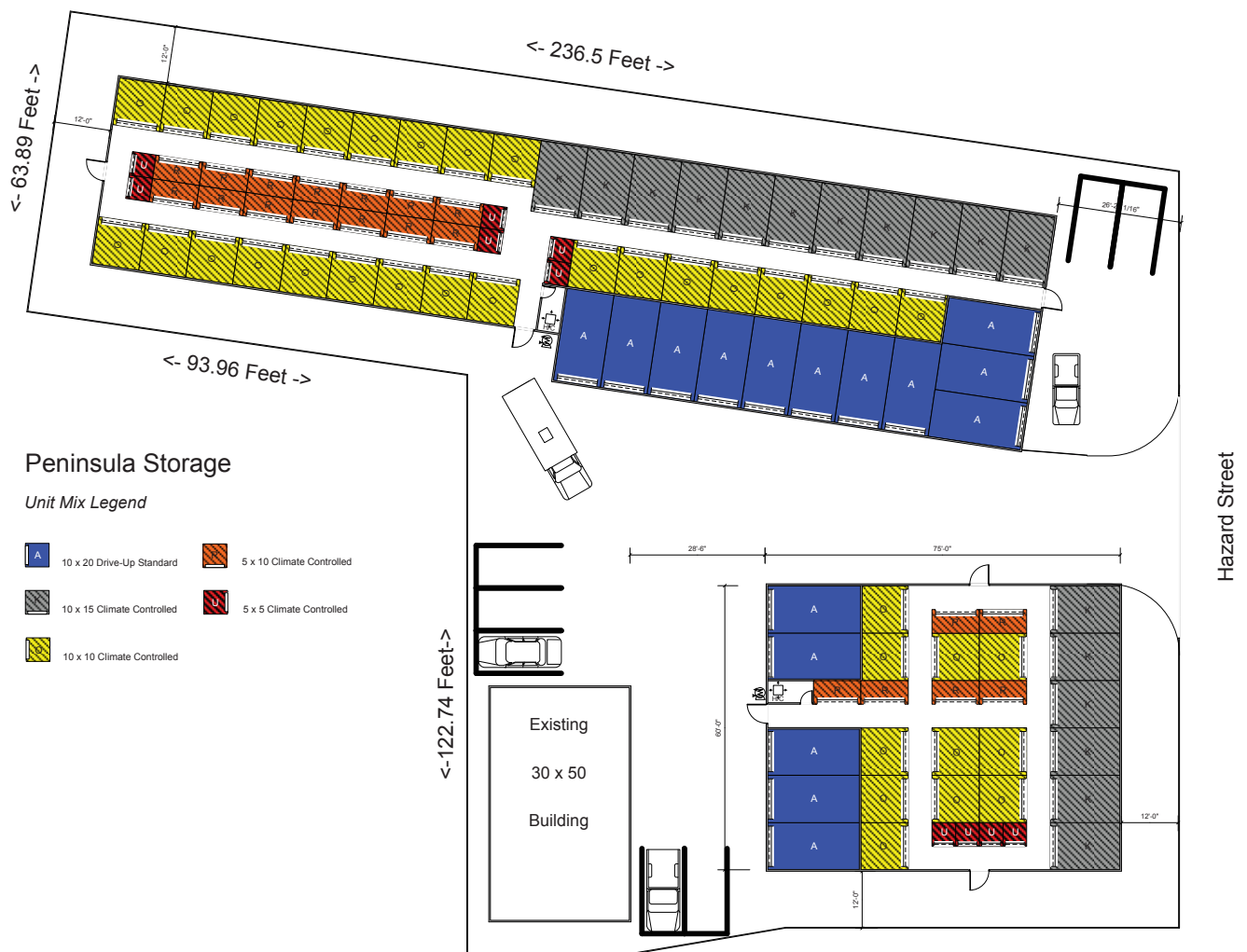


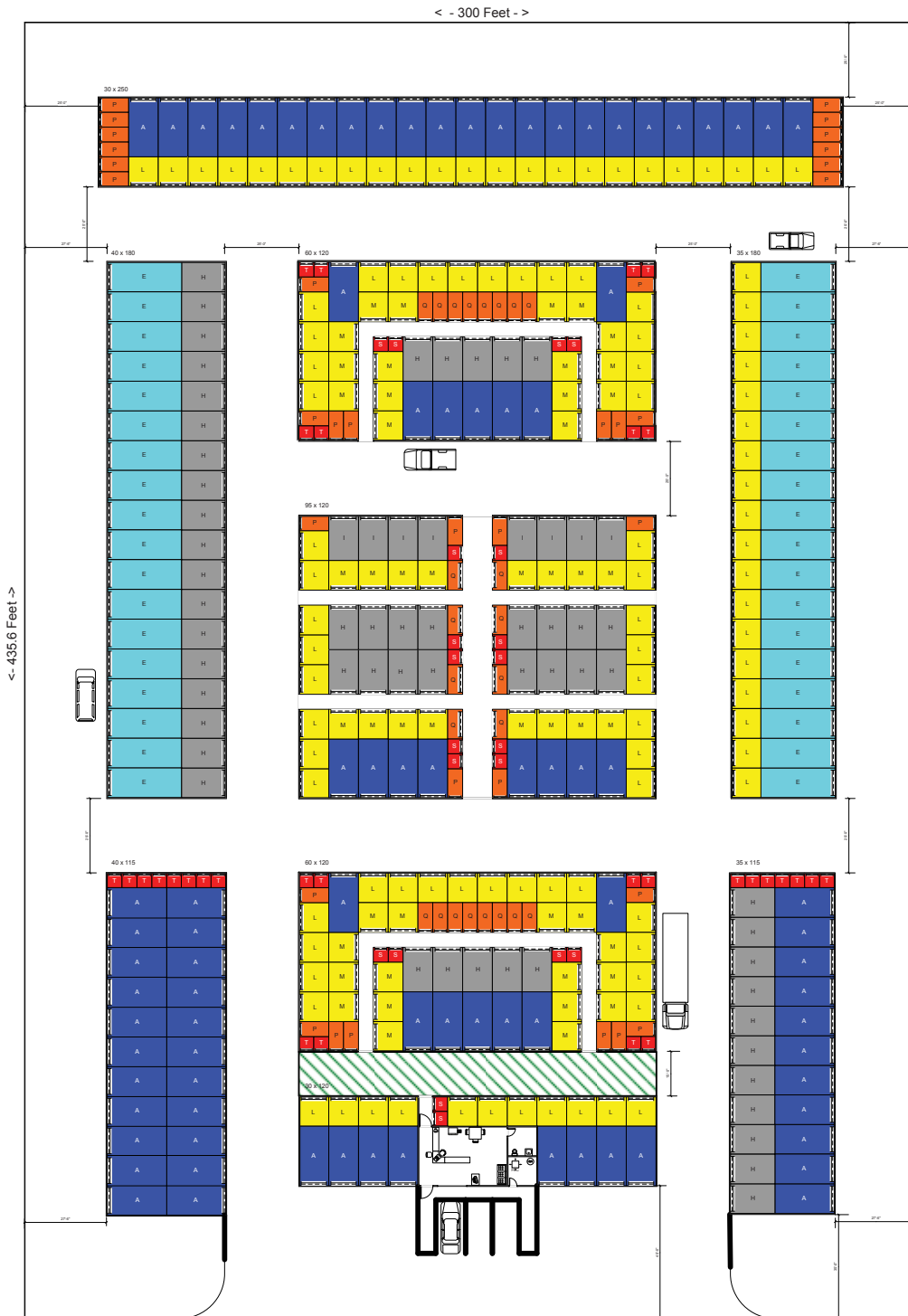


Sample Site Plans

Sample 1 Acre Plan



Sample 3 Acre Plan

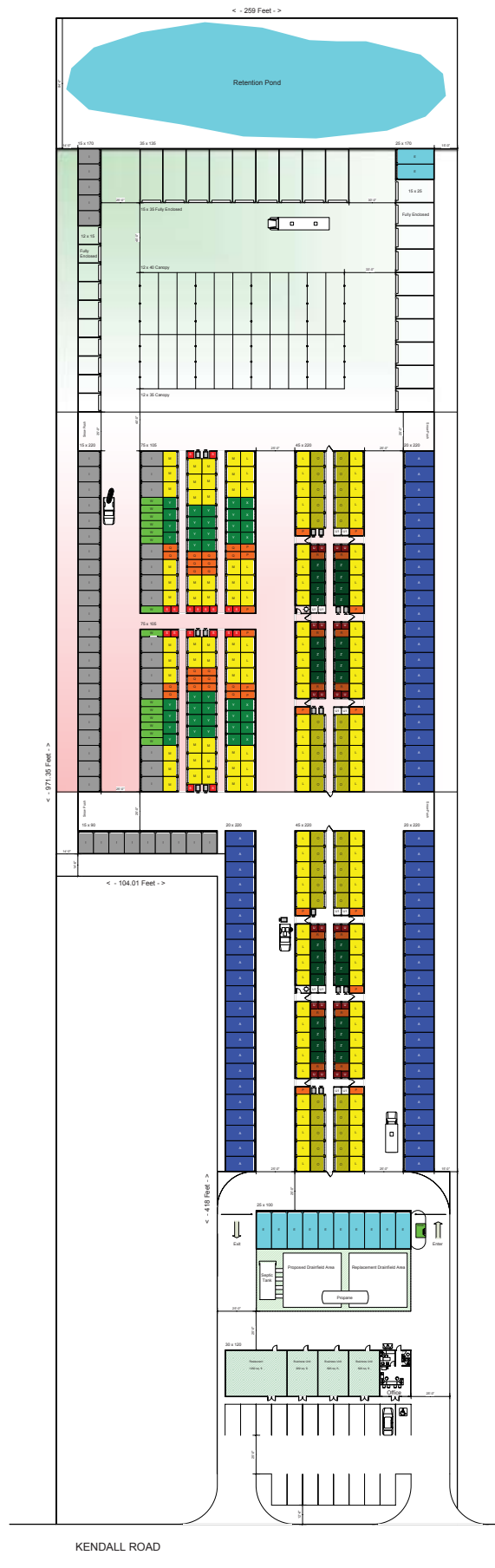


Three Acre Site Plan

Unit Mix Legend

- | | | | |
|--|--|---|--|
| E 10 x 25 Drive-Up Standard | L 10 x 15 Inside Standard | O 5 x 10 Drive-Up Standard | T 5 x 5 Inside Standard |
| A 10 x 20 Drive-Up Standard | M 10 x 10 Drive-Up Standard | S 5 x 10 Inside Standard | |
| H 10 x 15 Drive-Up Standard | D 10 x 10 Inside Standard | B 5 x 5 Drive-Up Standard | |

Sample 5 Acre Plan



5.11 Acre Site Plan

Unit Mix Legend

10 x 20 Drive-Up Standoff - 12	6 x 10 Inside Standoff - 44	6 x 10 Drive-Up Standoff - 14	6 x 5 Inside Standoff - 18	12 x 10 Garage - 10	12 x 30 Canopy - 11
10 x 20 Drive-Up Standoff - 88	15 x 10 Climate Controlled - 40	6 x 10 Drive-Up Standoff - 18	6 x 5 Climate Controlled - 24	10 x 20 Garage - 10	12 x 40 Canopy - 11
10 x 10 Drive-Up Standoff - 50	15 x 10 Drive-Up Standoff - 8	6 x 10 Inside Standoff - 20	6 x 5 x 6 CC Street Locker - 24	10 x 20 Garage - 8	
10 x 10 Drive-Up Standoff - 88	15 x 10 Inside Standoff - 32	6 x 10 Climate Controlled - 12			
7.5 x 10 Climate Controlled - 10					

Phase I

Phase II

Phase III

